

Symmetry Breaking for Pseudo-Boolean Formulas

FADI A. ALOUL

American University of Sharjah

and

ARATHI RAMANI, IGOR L. MARKOV, and KAREM A. SAKALLAH

University of Michigan, Ann Arbor

Many important tasks in design automation and artificial intelligence can be performed in practice via reductions to Boolean satisfiability (SAT). However, such reductions often omit application-specific structure, thus handicapping tools in their competition with creative engineers. Successful attempts to represent and utilize additional structure on Boolean variables include recent work on 0-1 integer linear programming (ILP) and symmetries in SAT. Those extensions gracefully accommodate well-known advances in SAT solving, however, no previous work has attempted to combine both extensions. Our work shows (i) how one can detect and use symmetries in instances of 0-1 ILP, and (ii) what benefits this may bring.

Categories and Subject Descriptors: I.1 [Computing Methodologies]: Symbolic and Algebraic Manipulation—*Expressions and their representation, algorithms*

General Terms: Algorithms, Experimentation

Additional Key Words and Phrases: Graph automorphism

ACM Reference Format:

Aloul, F. A., Ramani, A., Markov, I. L., and Sakallah, K. A. 2007. Symmetry breaking for pseudo-Boolean formulas. *ACM J. Exp. Algor.* 12, Article 1.3 (2007), 14 pages DOI = 10.1145/1227161.1278375 <http://doi.acm.org/10.1145/1227161.1278375>

1. INTRODUCTION

Recent impressive speed-ups of solvers for Boolean satisfiability (SAT) [Moskewicz et al. 2001] enabled new applications in design automation

Authors' addresses: Fadi A. Aloul, Department of Computer Engineering, American University of Sharjah, UAE; Arathi Ramani, Department of Electrical Engineering and Computer Science, University of Michigan, Ann Arbor, MI, 48109; Igor L. Markov, Department of Electrical Engineering and Computer Science, University of Michigan, Ann Arbor, MI, 48109; Kareem A. Sakallah, Department of Electrical Engineering and Computer Science, University of Michigan, Ann Arbor, MI, 48109.

Permission to make digital or hard copies of part or all of this work for personal or classroom use is granted without fee provided that copies are not made or distributed for profit or direct commercial advantage and that copies show this notice on the first page or initial screen of a display along with the full citation. Copyrights for components of this work owned by others than ACM must be honored. Abstracting with credit is permitted. To copy otherwise, to republish, to post on servers, to redistribute to lists, or to use any component of this work in other works requires prior specific permission and/or a fee. Permissions may be requested from Publications Dept., ACM, Inc., 2 Penn Plaza, Suite 701, New York, NY 10121-0701 USA, fax +1 (212) 869-0481, or permissions@acm.org. © 2007 ACM 1084-6654/2007/ART1.3 \$5.00 DOI 10.1145/1227161.1278375 <http://doi.acm.org/10.1145/1227161.1278375>

[Crawford et al. 1996; DIMACS; Nam et al. 2001] and artificial intelligence [Creignou et al. 2001]. Reducing an application to SAT facilitates the reuse of existing efficient computational cores and leads to high-performance tools with little development effort. However, major concerns about this approach are the loss and ignorance of high-level information and application-specific structure. With this in mind, researchers extended leading algorithms for SAT solving to handle more powerful constraint representations, e.g., 0-1 integer linear programming (ILP) [Crawford et al. 1996; Barth 1995; Chai and Kuehlmann 2003]. Another broad avenue of research leads to preprocessors for existing solvers and constraint representations, that extract high-level information and guide the solvers accordingly [Aloul et al. 2003b, 2003c; Crawford et al. 1996]. Our work extends existing techniques for detecting and using symmetries in SAT to the more general 0-1 ILP formulation that includes pseudo-Boolean (PB) constraints and an optional optimization objective.

In this paper, we contribute a framework for detecting and using symmetries in instances of 0-1 ILP. When applied to SAT instances encoded as 0-1 ILPs, our framework works at least as well as those in Aloul et al. [2003b, 2003c], and Crawford et al. [1996]. In general, it detects all existing structural permutational symmetries, phase shift symmetries, and their compositions. We present experimental evidence showing that design automation problems expressed in PB form can (1) have symmetries and (2) be solved faster within our framework than previously.

The remainder of the paper is organized as follows. Section 2 presents a brief description of the CNF and PB representations. Section 3 presents the framework for detecting and using symmetries in CNF formulas. The framework is extended to handle PB formulas in Section 4. We show experimental results in Section 5; the paper concludes in Section 6.

2. PRELIMINARIES

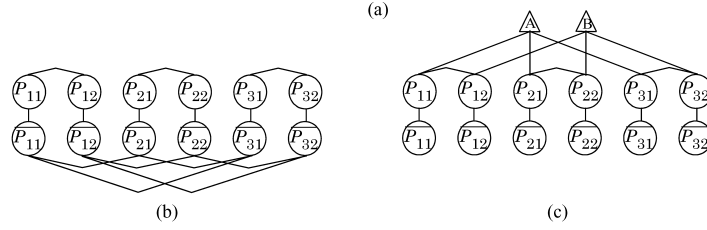
A Boolean formula φ given in *conjunctive normal form* (CNF) consists of a conjunction of *clauses*, where each clause is a disjunction of *literals*. A literal is either a variable or its complement. A clause is *satisfied* if at least one of its literals has a value of 1, *unsatisfied* if all its literals are 0, and *unresolved* otherwise. Consequently, a formula is satisfied if all its clauses are satisfied and unsatisfied if at least one clause is unsatisfied. The goal of the SAT solver is to identify an assignment to a set of binary variables that would satisfy the formula or prove that no such assignment exists (and that the formula is unsatisfiable).

In addition to CNF constraints, a Boolean formula can include PB constraints which are linear inequalities with integer coefficients¹ of the form: $a_1x_1 + a_2x_2 + \dots + a_nx_n \leq b$ where $a_i, b \in \mathbb{Z}^+$ and x_i are literals of Boolean variables.² Using the relations $\bar{x}_i = (1 - x_i)$, $(Ax = b) \Leftrightarrow (Ax \leq b)(Ax \geq b)$, and $(Ax \geq b) \Leftrightarrow (-Ax \leq -b)$ any arbitrary PB constraint can be converted to the *normalized* form of consisting of only positive coefficients. This normalization facilitates

¹Floating-point coefficients are also easily handled [Aloul et al. 2002].

²Any CNF clause can be viewed as a PB constraint, e.g., clause $(a \vee b \vee c)$ is equivalent to $(a + b + c \geq 1)$.

| Constraint | Each pigeon must be in at least one hole | Each hole can hold at most one pigeon |
|--------------------------------|---|--|
| CNF-only Encoding | $(P_{11} \vee P_{12}) (P_{21} \vee P_{22}) (P_{31} \vee P_{32})$ | $(\overline{P_{11}} \vee \overline{P_{21}}) (\overline{P_{11}} \vee \overline{P_{31}}) (\overline{P_{21}} \vee \overline{P_{31}})$ $(\overline{P_{12}} \vee \overline{P_{22}}) (\overline{P_{12}} \vee \overline{P_{32}}) (\overline{P_{22}} \vee \overline{P_{32}})$ |
| Alternative PB Encoding | $(P_{11} + P_{12} \geq 1) (P_{21} + P_{22} \geq 1)$ $(P_{31} + P_{32} \geq 1)$ | $(P_{11} + P_{21} + P_{31} \leq 1)$ $(P_{12} + P_{22} + P_{32} \leq 1)$ |



| # | CNF-only Encoding | Alternative PB Encoding |
|---|--|--|
| 1 | $(P_{11}, P_{21})(P_{12}, P_{22})$ $(\overline{P_{11}}, \overline{P_{21}})(\overline{P_{12}}, \overline{P_{22}})$ | $(P_{11}, P_{21})(P_{12}, P_{22})$ $(\overline{P_{11}}, \overline{P_{21}})(\overline{P_{12}}, \overline{P_{22}})$ |
| 2 | $(P_{21}, P_{31})(P_{22}, P_{32})$ $(\overline{P_{21}}, \overline{P_{31}})(\overline{P_{22}}, \overline{P_{32}})$ | $(P_{21}, P_{31})(P_{22}, P_{32})$ $(\overline{P_{21}}, \overline{P_{31}})(\overline{P_{22}}, \overline{P_{32}})$ |
| 3 | $(P_{11}, P_{12})(P_{21}, P_{22})(P_{31}, P_{32})$ $(\overline{P_{11}}, \overline{P_{12}})(\overline{P_{21}}, \overline{P_{22}})(\overline{P_{31}}, \overline{P_{32}})$ | $(P_{11}, P_{12})(P_{21}, P_{22})(P_{31}, P_{32})$ $(\overline{P_{11}}, \overline{P_{12}})(\overline{P_{21}}, \overline{P_{22}})(\overline{P_{31}}, \overline{P_{32}})$ (A, B) |

(x, y) indicates that variable x maps to variable y under the given permutation.

(d)

Fig. 1. (a) Two possible encodings of the unsatisfiable pigeon-hole instance consisting of two holes and three pigeons using CNF and PB constraints. P_{ij} denotes pigeon i in hole j ; (b) graph representing the CNF formula; (c) graph representing the PB formula. Different vertex shapes correspond to different vertex colors; (d) generators of the graph automorphism group of (b) and (c).

more efficient algorithms. Figure 1(a) illustrates the difference between the CNF and PB encodings for the pigeon-hole (*hole-2*) instance. The instance can be represented by 6 variables, 9 clauses, and 18 literals when using the CNF encoding or by 6 variables, 5 PB constraints, and 12 literals when using the PB encoding. Clearly, PB constraints are more efficient than CNF clauses in representing counting constraints.

3. DETECTING AND USING CNF SYMMETRIES

Leading-edge complete SAT solvers [Moskewicz et al. 2001] implement the basic Davis–Logemann–Loveland (DLL) algorithm [Davis et al. 1962] for backtrack search with various improvements. This algorithm has exponential worst-case complexity and, despite dramatic improvements for practical inputs, the runtime of those SAT solvers grows exponentially with the size of the input on various instances. The work in Aloul et al. [2003b, 2003c] and Crawford et al. [1996] empirically showed that the use of symmetry-breaking predicates (i) makes runtime on those instances polynomial and (ii) speeds up the solution

of some application-derived instances. Crawford et al. [2001] presented a theoretical framework for detecting and using permutational symmetries in CNF formulas. An extension of this framework in Aloul et al. [2003b] showed how to detect phase-shift symmetries (i.e., symmetries that map variables to their complements) and their compositions with permutational symmetries. Asymptotic efficiency of these techniques was improved in Aloul et al. [2003c]. The general framework is described next.

3.1 Detecting Symmetries Via Graph Automorphism

Given a graph, a symmetry (also called an *automorphism*) is a permutation of its vertices that maps edges to edges. For a directed graph, edge orientations must be maintained. The collection of symmetries of a graph is closed under composition and is known as the *automorphism* group of the graph. The problem of finding all symmetries of the graph is known as the *graph automorphism problem*. Efficient tools for detecting graph automorphism have been developed, such as NAUTY [McKay 1990] and SAUCY [Darga 2004].

Structural symmetries in CNF formulas can be detected via a reduction to graph automorphism [McKay 1981]. A CNF formula is represented as an undirected graph with colored vertices such that the automorphism group of the graph is isomorphic to the symmetry group of the CNF formula. The two groups must share a one-to-one correspondence and also be isomorphic to enable the use of group generators, as explained in the Section 3.2.

Assuming a CNF formula with V vertices and C clauses (single-literal clauses are removed by preprocessing the CNF formula), a graph is constructed as follows:

- A single vertex represents each clause (clause vertices).
- Each variable is represented by two vertices: positive and negative literals (literal vertices).
- Edges are added connecting a clause vertex to its respective literal vertices (incidence edges).
- Edges are added between opposite literals (Boolean consistency edges).
- Clause vertices are painted with color 1 and all literal vertices (positive and negative) with color 2.

As the runtime of graph automorphism tools usually increases with growing number of vertices, each *binary* clause can be represented with a single edge between the two literal vertices rather than a vertex and two edges. This optimization can, in some cases, result in spurious graph automorphisms [Aloul et al. 2003b]. Fortunately, this is uncommon in CNF applications and spurious graph symmetries are easy to test for [Aloul et al. 2003b].

3.2 Using Symmetries

Symmetries induce an equivalence relation on the set of truth assignments of the CNF formula and every equivalence class (orbit) contains either satisfying assignments only or unsatisfying assignments only [Crawford et al. 2001].

Therefore, SAT solving can be sped up, without affecting correctness, by considering only a few representatives (at least one) from each equivalence class. This constraint can be conveniently represented by conjoining additional clauses (symmetry-breaking predicates—SBPs) to the original CNF formula. One particular family of representatives are lexicographically smallest assignments in each equivalence class (lex-leaders). Crawford et al. [2001] introduced an SBP construction whose CNF representation is quadratic in the number of problem variables. Their construction assumes a given variable ordering $x_1 < x_2 < \dots < x_n$ and produces a permutation predicate (PP) for each permutational symmetry in the group of symmetries as follows:

$$PP(\pi) = \bigcap_{1 \leq i \leq n} \left[\bigcap_{1 \leq j \leq i-1} (x_j = x_j^\pi) \right] \rightarrow (x_i \leq x_i^\pi)$$

where x_i^π is the image of variable x_i under permutation π .

Aloul et al. [2003c] described a logically equivalent, but more efficient tautology-free SBP construction, whose size is *linear*, rather than *quadratic*, in the number of problem variables. Their permutation predicate for each permutational symmetry in the group of symmetries is described as follows:

$$PP(\pi) = \left[\bigcap_{1 \leq k \leq n} (p_k \rightarrow g_{k-1} \rightarrow l_k p_{k+1}) \right]$$

where $l_i = (x_i \leq x_i^\pi)$, $g_i = (x_i \geq x_i^\pi)$, $g_0 = 1$, $p_1 = 1$, and $p_{n+1} = 1$. In practice smaller SBPs may decrease search time. Strong empirical evidence in Aloul et al. [2003c] shows that *full* symmetry breaking is unnecessary and that *partial* symmetry breaking is often more effective, because the number of symmetries can be very large. In particular, the authors showed that applying symmetry breaking to the generators³ of the group of symmetries rather than the entire set of symmetries is sufficient to yield significant runtime and memory reductions.

4. DETECTING AND USING PB SYMMETRIES

Similar to the techniques from Aloul et al. [2003b] (summarized in Section 3), we build a graph whose automorphism group is isomorphic to the group of PB symmetries (See Figure 1). A graph automorphism program would produce generators of the automorphism group, which we reapply to the original PB instance. The isomorphism of the two symmetry groups is required to implicitly manipulate these groups in terms of generators. While our graph construction is novel, detected symmetries can be used by means of the known SBP for SAT [Aloul et al. 2003c], because those are also applicable to 0-1 ILPs.

³Generators represent a set of symmetries whose product generates the complete set of symmetries. An irredundant set of generators for a group with $N > 1$ symmetries consists of at, most, $\log_2 N$ symmetries [Hall 1959]. While their number can be as small as two, it typically grows with the size of the group. The graph shown in Figure 1(b) has 12 symmetries that can be captured using the 3 generators shown in Figure 1(d).

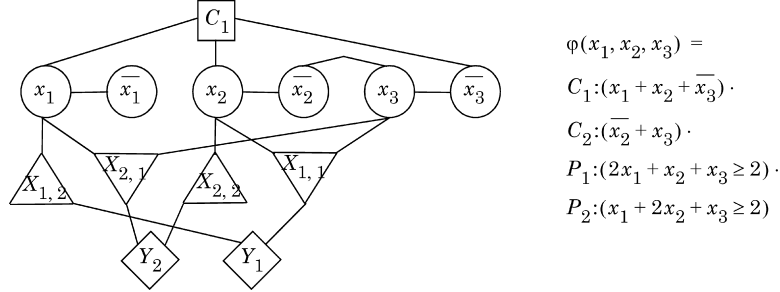


Fig. 2. Example showing the graph representing formula φ . Different vertex shapes corresponds to different vertex colors. The binary clause C_2 is expressed as a single edge between two literal vertices.

4.1 Graph Construction for PB Formulas

Given a formula with V variables, C clauses, and P PB constraints, we build a graph as follows:

- Variables are treated exactly the same as in the CNF case.
- Any non-PB (pure CNF) clauses are also treated just like in the CNF case.
- Clause vertices are painted in color 1; literal vertices in color 2.
- Literals in a PB constraint P_i are organized as follows:
 - The literals in P_i are sorted by coefficient value; literals with the same coefficient are grouped together. Thus, if there are M different coefficients in P_i , we have M disjoint groups of literals, L_1, \dots, L_m .
 - For each group of literals, L_j , with the same coefficient, a single vertex $X_{i,j}$ (coefficient vertex) is created to represent the coefficient value. Edges are then added to connect this vertex to each literal vertex in the group.
 - A different color is used for each distinct coefficient value encountered in the formula. This means that coefficient vertices that represent the same coefficient value in different constraints are colored the same.
- Each PB constraint P_i is itself represented by a single vertex Y_i (PB constraint vertex). Edges are added to connect Y_i to each of the coefficient vertices, $X_{i,1}, \dots, X_{i,M}$ that represent its M distinct coefficients.
- The vertices Y_1, \dots, Y_p are colored according to the constraint's right-hand side (RHS) value b . Every unique value b implies a new color and vertices representing different constraints with the same RHS value are colored the same.

Figure 2 shows a graph that represents a formula with both CNF clauses and PB constraints. CNF clauses are represented as in Section 3, but PB constraints have different coefficients and require special treatment, as explained above. Vertices $X_{1,1}$ and $X_{2,1}$ represent the coefficient value of 1 and are shown as upward triangles (for color), while $X_{1,2}$ and $X_{2,2}$ represent the coefficient value of 2 and are shown as downward triangles (a different color). The two PB constraint vertices, Y_1 and Y_2 , have the same color/shape since the two PB constraints have equal RHS values.

4.2 Proof of Correctness

We will rely on the correctness proof of the graph construction for CNFs proposed in Aloul et al. [2003b]. To restate their key result, we first review the necessary terminology. A circular chain of implications over the variables x_1, x_2, \dots, x_n is defined in Aloul et al. [2003b] as a set of N binary clauses equivalent to $(y_1 \Rightarrow y_2)(y_2 \Rightarrow y_3) \dots (y_{N-1} \Rightarrow y_N)(y_N \Rightarrow y_1)$, where for each $k \in 1 \dots N$, $y_k = x_k$ or $y_k = \bar{x}_k$. Lets assume that assigning a value to any y_k triggers an implication sequence that determines the values of all literals involved. Thus, such a chain allows only two satisfying assignments. The key theorem follows.

THEOREM 4.1. *Assume that a given CNF formula does not contain a circular chain of implications over any subset of its variables. With respect to the proposed construction of the colored graph from a CNF formula, the symmetris of the formula then correspond one-to-one to the symmetries of the graph [Aloul et al. 2003b].*

The caveat with circular chains is because of an optimization where binary clauses, unlike larger clauses, are represented by single edges. This reduces the number of vertices, but now binary-clause edges and Boolean consistency edges are indistinguishable. A graph symmetry mapping a binary-clause edge to a Boolean consistency edge (or vice versa) would not correspond to a SAT symmetry. Using a graph-theoretical lemma, the work in Aloul et al. [2003b] shows that such spurious symmetries require circular chains of implications. Moreover, such chains are trivial to test for and do not appear in practice. In the graph, a chain of implications corresponds to a cycle with alternating positive and negative literal vertices.

To establish an analogous result for our graph construction for PB formulas, we first observe that the addition of PB constraints to a CNF formula cannot create new alternating cycles in the graph. That is because the colors of PB constraint and coefficient vertices are different from the colors of literal and clause vertices. It is thus impossible for an edge-connecting literal vertices to coefficient vertices (or coefficients to PB constraints) to be mapped into a Boolean consistency edge. Therefore, the only prohibited case for PB formulas is the presence of implication chains in the CNF component.

THEOREM 4.2. *Assume that a given formula, with CNF and PB constraints, does not contain a circular chain of implications over any subset of its variables in its CNF component. With respect to the proposed construction of the colored graph from a PB formula, the symmetries of the formula then correspond one-to-one to the symmetries of the graph [Aloul et al. 2003a].*

PROOF. We begin by showing that any symmetry in the original formula corresponds to a colored symmetry in the constructed graph. A permutational symmetry that maps a to b in the formula will map vertex a to vertex b , vertex \bar{a} to vertex \bar{b} , and the edge $a\bar{a}$ to $b\bar{b}$ in the graph. Since a, \bar{a}, b, \bar{b} all have the same color, the symmetry is preserved. For a phase-shift symmetry, vertices a and \bar{a} are interchanged, leaving the edge $a\bar{a}$ in place, and any binary clausal

edges are swapped at the corresponding clause vertex. For example, edges ac and $\bar{a}c$ are swapped through vertex c . For a PB formula, a and \bar{a} might also be connected to one or more coefficient vertices. These connections would also be swapped at the respective vertices. Again, only vertices of the same color are mapped one to another. Thus a consistent mapping of literals or variables in the formula, when carried over to the graph, must preserve the colors of graph vertices.

We now show that every colored symmetry in the graph corresponds to a symmetry in the original formula. This is easily seen in the PB case, because we use one color for literals, one for nonbinary clauses, one set of colors for coefficient values, and one set for coloring constraints according to RHS value. Different groups above use different colors. Therefore, if $a \rightarrow b$ then $\bar{a} \rightarrow \bar{b}$, since \bar{b} is the only vertex connected to b that is the same color as \bar{a} . A similar statement is more difficult to prove in the presence of CNF clauses, but it is proved in Aloul et al. [2003b] for CNF clauses under the assumption that no circular chains of implications exist and is extended to mixed CNFPB formulas, as explained above. \square

THEOREM 4.3. *Under the assumption of Theorem 4.2, the symmetry groups of the PB formula and the multicolored graph are isomorphic.*

PROOF. It can be easily verified that the one-to-one mapping of symmetries described above is a homomorphism. Furthermore, a one-to-one homomorphism is an isomorphism.

Given a colored-graph symmetry, we can uniquely reconstruct the PB symmetry to which it corresponds, provided we maintain the correspondence between variables and their positive and negative literal vertices. Symmetries in the graph are detected using SAUCY [Darga 2004] and used to reconstruct symmetries in the PB formula. SBPs are added to the formula as CNF clauses using the efficient construction in Aloul et al. [2003c]. The use of SBPs results in significant pruning of the search space and can speed up PB solvers as demonstrated in Section 5. \square

4.3 Handling an Optimization Function

To accommodate an optimization objective in 0-1 ILP instances, one has to intersect the symmetries of the PB constraints (which we already can detect) with the symmetries of the objective. Rather than find those two groups separately and compute the intersection explicitly, we modify our original graph construction to instantly produce the intersection. The objective function is represented by a new vertex of a *unique* color (note that whether we are dealing with a maximization or a minimization objective does not affect symmetries; hence, this information is ignored) and coefficient vertices in the same way as PB constraints are represented. The function vertex connects to its coefficient vertices, which connect to literals appearing in the objective function with respective coefficients. This construction prohibits all PB symmetries that modify the objective function. An example is shown in Figure 3.

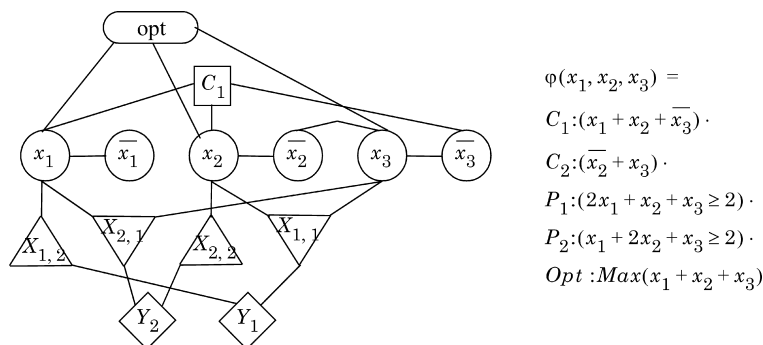


Fig. 3. Example showing the graph representing the formula φ with an optimization objective. Different vertex shapes corresponds to different vertex colors. The binary clause C_2 is expressed as a single edge between the two literal vertices.

When symmetries are detected for PB constraints, their use through known SBPs for SAT symmetries is justified by the fact that we are still dealing with a constraint satisfaction problem on Boolean variables. However, additional reasoning is required to substantiate the use of the same SBPs in an optimization problem. The intuition here is that by breaking symmetries, one can speed up search without affecting the optimal cost in the optimization problem. We now show that adding SBPs preserves at least one optimal solution and, thus, the optimal cost. SBPs must pick at least one representative from every equivalence class under symmetry. If one truth assignment in such an orbit satisfies all PB constraints, then so do all assignments in the orbit. All satisfying assignments in an orbit must have the same cost because they are symmetric. Given an optimization problem, there must be at least one solution with the optimal cost. By the arguments above, SBPs will preserve at least one solution from the same orbit and that solution must have the same cost. Thus, the optimal cost is preserved.

5. EXPERIMENTAL RESULTS

Below, we empirically evaluate symmetry breaking in 0-1 ILP. We use an Intel Pentium IV 2.8 GHz machine with 1 GB of RAM running Linux. All time-outs are 1000 s. Our benchmarks include instances from the pigeon-hole [DIMACS] (*hole*), global routing (*grout*) [Aloul et al. 2002], and FPGA routing (*fpga*, *chnl*) [SAT 2002] sets. We use the PB SAT solver PBS [Aloul et al. 2002] (with settings “-D 1 -z”), which incorporates modern techniques for CNF-SAT implemented in Chaff [Moskewicz et al. 2001] and also handles PB constraints. We use the new graph automorphism tool SAUCY [Darga 2004], which is empirically faster than NAUTY [McKay 1990], on all our benchmarks. SBP from Aloul et al. [2003c] are applied to generators of the symmetry groups found by SAUCY.

Table I lists symmetry detection runtimes, the number of symmetries, and symmetry generators. The size of the original formula and the SBP, in terms of the number of variables, clauses, and PB constraints, are also shown. The table

Table I. Search Runtimes of PB Formulas with and without SBPs (for generators only) Using PBS

| Instance Name | S/ U | Alternative PB Encoding | | | | | | | | | | | | CNF-Only Exponential Encoding | | | | | | | | | | | | | | | | |
|---------------|---------|-------------------------|-------|-----|------|-------|------|---------------------|-----|-------|------|----------|--------|-------------------------------|------|-------|---------|------|-------|---------------------|------|--------|------|------|-------|----------|--------|-------|-------|------|
| | | Instance Size | | | | | | Symmetry Statistics | | | | | | Instance Size | | | | | | Symmetry Statistics | | | | | | | | | | |
| | | Orig | | PB | | SBP | | SAUCY | | # | | PBS Time | | Orig | | V | | C | | SBP | | SAUCY | | # | | PBS Time | | | | |
| | | V | C | V | C | V | C | Time | Sym | Gen | Orig | w/SBP | V | C | V | C | V | C | V | C | V | C | Time | Sym | Gen | Orig | w/SBP | | | |
| hole7 | U | 56 | 8 | 7 | 97 | 362 | 0.01 | 2.0E+08 | 13 | 0.11 | 0 | 56 | 204 | 97 | 362 | 0.01 | 2.0E+08 | 13 | 0.2 | 0 | 56 | 204 | 97 | 362 | 0.01 | 2.0E+08 | 13 | 0.2 | 0 | |
| hole8 | U | 72 | 9 | 8 | 127 | 478 | 0.01 | 1.5E+10 | 15 | 0.64 | 0 | 72 | 297 | 127 | 478 | 0.01 | 1.5E+10 | 15 | 4.2 | 0 | 72 | 297 | 127 | 478 | 0.01 | 1.5E+10 | 15 | 4.2 | 0 | |
| hole9 | U | 90 | 10 | 9 | 161 | 610 | 0.01 | 1.3E+12 | 17 | 7.35 | 0 | 90 | 415 | 161 | 610 | 0.01 | 1.3E+12 | 17 | 111 | 0 | 90 | 415 | 161 | 610 | 0.01 | 1.3E+12 | 17 | 111 | 0 | |
| hole10 | U | 110 | 11 | 10 | 199 | 758 | 0.01 | 1.5E+14 | 19 | 66.3 | 0 | 110 | 561 | 199 | 758 | 0.01 | 1.5E+14 | 19 | 850 | 0 | 110 | 561 | 199 | 758 | 0.01 | 1.5E+14 | 19 | 850 | 0 | |
| hole11 | U | 132 | 12 | 11 | 241 | 922 | 0.01 | 1.9E+16 | 21 | 431 | 0 | 132 | 738 | 241 | 922 | 0.02 | 1.9E+16 | 21 | >1000 | 0.01 | 132 | 738 | 241 | 922 | 0.02 | 1.9E+16 | 21 | >1000 | 0.01 | |
| fpga10.8 | S | 120 | 88 | 18 | 256 | 980 | 0.02 | 6.7E+11 | 22 | 349 | 0 | 120 | 448 | 256 | 980 | 0.01 | 6.7E+11 | 22 | 13.2 | 0 | 120 | 448 | 256 | 980 | 0.01 | 6.7E+11 | 22 | 13.2 | 0 | |
| fpga10.9 | S | 135 | 99 | 19 | 223 | 846 | 0.02 | 1.5E+13 | 23 | >1000 | 0 | 135 | 549 | 223 | 846 | 0.02 | 1.5E+13 | 23 | 475 | 0 | 135 | 549 | 223 | 846 | 0.02 | 1.5E+13 | 23 | 475 | 0 | |
| fpga13.10 | S | 195 | 140 | 23 | 334 | 1280 | 0.06 | 1.9E+17 | 28 | >1000 | 0.01 | 195 | 905 | 334 | 1280 | 0.04 | 1.9E+17 | 28 | >1000 | 0.02 | 195 | 905 | 334 | 1280 | 0.04 | 1.9E+17 | 28 | >1000 | 0.02 | |
| fpga13.11 | S | 215 | 154 | 24 | 371 | 1424 | 0.06 | 1.3E+19 | 30 | >1000 | 0.03 | 215 | 1070 | 371 | 1424 | 0.05 | 1.3E+19 | 30 | >1000 | 0.02 | 215 | 1070 | 371 | 1424 | 0.05 | 1.3E+19 | 30 | >1000 | 0.02 | |
| fpga13.12 | S | 234 | 168 | 25 | 406 | 1560 | 0.08 | 9.0E+20 | 32 | >1000 | 0.05 | 234 | 1242 | 406 | 1560 | 0.07 | 9.0E+20 | 32 | >1000 | 0.02 | 234 | 1242 | 406 | 1560 | 0.07 | 9.0E+20 | 32 | >1000 | 0.02 | |
| chnl10.11 | U | 220 | 22 | 20 | 508 | 1954 | 0.05 | 4.2E+28 | 39 | 65 | 0 | 220 | 1122 | 508 | 1954 | 0.04 | 4.2E+28 | 39 | 628 | 0 | 220 | 1122 | 508 | 1954 | 0.04 | 4.2E+28 | 39 | 628 | 0 | |
| chnl10.12 | U | 240 | 24 | 20 | 556 | 2142 | 0.06 | 6.0E+30 | 41 | 93 | 0 | 240 | 1344 | 556 | 2142 | 0.05 | 6.0E+30 | 41 | >1000 | 0 | 240 | 1344 | 556 | 2142 | 0.05 | 6.0E+30 | 41 | >1000 | 0 | |
| chnl10.13 | U | 260 | 26 | 20 | 604 | 2330 | 0.07 | 1.0E+33 | 43 | 112 | 0 | 260 | 1586 | 604 | 2330 | 0.05 | 1.0E+33 | 43 | >1000 | 0 | 260 | 1586 | 604 | 2330 | 0.05 | 1.0E+33 | 43 | >1000 | 0 | |
| chnl11.12 | U | 264 | 24 | 22 | 614 | 2370 | 0.07 | 7.3E+32 | 43 | 719 | 0 | 264 | 1476 | 614 | 2370 | 0.06 | 7.3E+32 | 43 | >1000 | 0 | 264 | 1476 | 614 | 2370 | 0.06 | 7.3E+32 | 43 | >1000 | 0 | |
| chnl11.13 | U | 286 | 26 | 22 | 667 | 2578 | 0.09 | 1.2E+35 | 45 | 743 | 0 | 286 | 1742 | 667 | 2578 | 0.07 | 1.2E+35 | 45 | >1000 | 0 | 286 | 1742 | 667 | 2578 | 0.07 | 1.2E+35 | 45 | >1000 | 0 | |
| chnl11.14 | U | 308 | 28 | 22 | 720 | 2786 | 0.10 | 2.4E+37 | 47 | >1000 | 0 | 308 | 2030 | 720 | 2786 | 0.08 | 2.4E+37 | 47 | >1000 | 0 | 308 | 2030 | 720 | 2786 | 0.08 | 2.4E+37 | 47 | >1000 | 0 | |
| grout-3.3-1 | S | 216 | 572 | 12 | 24 | 92 | 0.01 | 4 | 2 | 0.04 | 0 | 216 | 37292 | 24 | 92 | 2.11 | 4 | 2 | 0.07 | 0.05 | 216 | 37292 | 24 | 92 | 2.11 | 4 | 2 | 0.07 | 0.05 | |
| grout-3.3-2 | S | 264 | 700 | 12 | 60 | 230 | 0.01 | 48 | 5 | 0.12 | 0 | 264 | 88480 | 60 | 230 | 18.15 | 48 | 5 | 0.21 | 0.11 | 264 | 88480 | 60 | 230 | 18.15 | 48 | 5 | 0.21 | 0.11 | |
| grout-3.3-3 | S | 240 | 636 | 12 | 60 | 230 | 0.01 | 32 | 5 | 0.05 | 0 | 240 | 58776 | 60 | 230 | 10.34 | 32 | 5 | 0.11 | 0.05 | 240 | 58776 | 60 | 230 | 10.34 | 32 | 5 | 0.11 | 0.05 | |
| grout-3.3-4 | S | 228 | 604 | 12 | 36 | 138 | 0.01 | 12 | 3 | 0.04 | 0 | 228 | 47116 | 36 | 138 | 3.04 | 12 | 3 | 0.28 | 0.05 | 228 | 47116 | 36 | 138 | 3.04 | 12 | 3 | 0.28 | 0.05 | |
| grout-3.3-5 | S | 240 | 634 | 12 | 48 | 184 | 0.02 | 16 | 4 | 0.01 | 0 | 240 | 58774 | 48 | 184 | 7.8 | 16 | 4 | 0.09 | 0.1 | 240 | 58774 | 48 | 184 | 7.8 | 16 | 4 | 0.09 | 0.1 | |
| grout-3.3u-1 | U | 624 | 1850 | 24 | 72 | 282 | 0.07 | 8 | 3 | 102 | 0.58 | 624 | 360650 | 72 | 282 | 224 | 8 | 3 | >1000 | 103 | 624 | 360650 | 72 | 282 | 224 | 8 | 3 | >1000 | 103 | |
| grout-3.3u-2 | U | 672 | 1988 | 24 | 144 | 564 | 0.11 | 96 | 6 | 353 | 2.14 | 672 | 493388 | 144 | 564 | 686 | 96 | 6 | 30.2 | 11.2 | 672 | 493388 | 144 | 564 | 686 | 96 | 6 | 30.2 | 11.2 | |
| grout-3.3u-3 | U | 624 | 1844 | 24 | 96 | 376 | 0.07 | 16 | 4 | 420 | 3.00 | 624 | 360644 | 96 | 376 | 291 | 16 | 4 | 5.00 | 1.1 | 624 | 360644 | 96 | 376 | 291 | 16 | 4 | 5.00 | 1.1 | |
| grout-3.3u-4 | U | 672 | 1994 | 24 | 216 | 846 | 0.17 | 1152 | 9 | 9.88 | 0.33 | 672 | 493394 | n/a | n/a | >1000 | n/a | n/a | 2.03 | n/a | 672 | 493394 | n/a | n/a | >1000 | n/a | n/a | 2.03 | n/a | |
| grout-3.3u-5 | U | 648 | 1924 | 24 | 264 | 1034 | 0.20 | 6912 | 11 | 14.7 | 0.05 | 648 | 423124 | n/a | n/a | >1000 | n/a | n/a | 4.03 | n/a | 648 | 423124 | n/a | n/a | >1000 | n/a | n/a | 4.03 | n/a | |
| Total | — | 7365 | 13595 | 460 | 7104 | 27356 | 1.41 | 2.4E37 | 530 | >8487 | 6.19 | 7365 | 2.4M | >6K | >25K | >3243 | >2.4E37 | >510 | >12K | >116 | 7365 | 13595 | 460 | 7104 | 27356 | 1.41 | 2.4E37 | 530 | >8487 | 6.19 |

also compares runtimes for solving original instances and instances augmented with SBPs. We also report on a CNF-only formulation derived by converting the PB constraints using the *exponential* transformation described in Aloul et al. [2002]. S/U indicates if the formula is satisfiable or unsatisfiable. We observe the following:

- All our instances have structural symmetries, but none of those are phase-shift symmetries.
- The *hole* and FPGA routing instances contain large numbers of symmetries, which are compactly represented using irredundant sets of no more than 50 generators.
- SAUCY detects all symmetries in each instance in a fraction of a second for PB formulas. Formulas expressed in CNF-only form yield larger graphs on which SAUCY runs much slower.
- The addition of SBPs using the construction defined in Aloul et al. [2003c] significantly reduces the SAT search runtime.
- Except for the *grout-3.3u-2* and *grout-3.3u-3* instances, all PB formulas are solved in <1s with their SBPs. Note that the number of symmetries and generators is small in the *grout-3.3u-2* and *grout-3.3u-3* instances and so results in smaller speed-ups.
- Typically SAT search runtimes for CNF-only instances exceed those for PB instances. An exception is the instance *grout-3.3u-3*, which is solved in 1.1 with SBPs added to the CNF-only formula, compared to 3 s for the PB formula. We found that this is a side effect of the VSIDS decision heuristic [Moskewicz et al. 2001] used in PBS, which prefers frequently occurring variables. Indeed, the conversion to CNF replaces a single PB constraint with multiple CNF clauses, making some variables more frequent. In any case, the symmetry detection runtime in the CNF-only case is 291 s versus 0.07 s in the PB case.
- Runtimes of SAT search and symmetry finding do not correlate.

PB constraints can be expressed as pure CNF constraints (and vice versa), but symmetries are not necessarily preserved during reexpression. One such conversion does not add variables, but adds many clauses *exponentially* [Aloul et al. 2002]. While it preserves all symmetries, *symmetry detection runtimes* significantly increase, as seen from Table I. An alternate *linear* transformation used in Aloul et al. [2002] for global routing uses *additional* variables to simulate “counting” constraints. It avoids exponential overhead, but obscures original symmetries, because it uses *adder* and *comparator* circuits to enforce counting constraints. The directional nature of the comparator is incompatible with symmetry. The results for the linear transformation experiment are given in Table II. Clearly, the size of the linear-encoded CNF instances is smaller than the exponentially encoded CNF instances, but larger than the PB-encoded instances (both in terms of the number of variables and clauses). None of the linear-encoded instances contained symmetries. In general, the SAT search runtimes for the linear-encoded CNF instances are slower than those for the PB instances with SBPs. The only exception are the first three unsatisfiable *grout* instances, which are solved slightly faster. This is because of the VSIDS

Table II. Search Runtimes of PB Formulas Using PBS^a

| Instant Name | S/U | CNF-only Linear Encoding | | | | | | | PBS Time |
|---------------------|-----|--------------------------|------|-----|---|---------------------|-----|-----|----------|
| | | Instant Size | | | | Symmetry Statistics | | | |
| | | Orig | | SBP | | SAUCY | # | # | |
| | | V | C | V | C | Time | Sym | Gen | |
| grout-3.3-1 | S | 864 | 3692 | 0 | 0 | 0.07 | 1 | 0 | 0.60 |
| grout-3.3-2 | S | 1056 | 4540 | 0 | 0 | 0.11 | 1 | 0 | 0.48 |
| grout-3.3-3 | S | 960 | 4116 | 0 | 0 | 0.08 | 1 | 0 | 0.16 |
| grout-3.3-4 | S | 912 | 3904 | 0 | 0 | 0.1 | 1 | 0 | 0.94 |
| grout-3.3-5 | S | 960 | 4114 | 0 | 0 | 0.09 | 1 | 0 | 0.61 |
| grout-3.3u-1 | U | 1248 | 5388 | 0 | 0 | 0.15 | 1 | 0 | 0.07 |
| grout-3.3u-2 | U | 1344 | 5808 | 0 | 0 | 0.18 | 1 | 0 | 0.13 |
| grout-3.3u-3 | U | 1248 | 5384 | 0 | 0 | 0.14 | 1 | 0 | 0.48 |
| grout-3.3u-4 | U | 1344 | 5810 | 0 | 0 | 0.15 | 1 | 0 | 5.13 |
| grout-3.3u-5 | U | 1296 | 5598 | 0 | 0 | 0.16 | 1 | 0 | 4.85 |

^aThe formulas were converted to CNF using the linear transformation method.

Table III. Results of the Max-SAT Experiment

| Unsat Instance | | | #Unsat | Symmetry Statistics | | | PBS Time | |
|-----------------|-----|------|--------|---------------------|------------|-------|----------|-------|
| Name | V | C | | SAUCY Time | # Sym | # Gen | Orig | w/SBP |
| chnl7_9 | 126 | 522 | 4 | 0.47 | 6.7E + 18 | 29 | >1000 | 0.37 |
| chnl8_9 | 144 | 594 | 2 | 0.56 | 4.3E + 20 | 31 | 35 | 0.43 |
| chnl8_10 | 160 | 740 | 4 | 1.03 | 4.3E + 22 | 33 | >1000 | 0.95 |
| chnl9_10 | 180 | 830 | 2 | 1.10 | 3.5E + 24 | 35 | 438 | 0.37 |
| chnl9_11 | 198 | 1012 | 4 | 2.01 | 4.2E + 26 | 37 | >1000 | 10.8 |
| hole7 | 56 | 204 | 1 | 0.04 | (7!)(8!) | 13 | 0.32 | 0.01 |
| hole8 | 72 | 297 | 1 | 0.09 | (8!)(9!) | 15 | 7.51 | 0.01 |
| hole9 | 90 | 415 | 1 | 0.19 | (9!)(10!) | 17 | 76 | 0.03 |
| hole10 | 110 | 561 | 1 | 0.36 | (10!)(11!) | 19 | >1000 | 0.02 |
| hole11 | 132 | 738 | 1 | 0.66 | (11!)(12!) | 21 | >1000 | 0.06 |

Table IV. Results of the Max-ONE Experiment

| Satisfiable Instance | | | MaxOnes | Symmetry Statistics | | | PBS Time | |
|----------------------|-----|-------|---------|---------------------|-----------|-------|----------|-------|
| Name | V | C | | SAUCY Time | # Sym | # Gen | Orig | w/SBP |
| fpga8_7 | 84 | 273 | 14 | 0.01 | 4.2E + 08 | 17 | >1000 | 0.01 |
| fpga9_7 | 95 | 317 | 14 | 0.01 | 2.1E + 09 | 18 | >1000 | 0.01 |
| fpga9_8 | 108 | 396 | 16 | 0.01 | 6.7E + 10 | 20 | >1000 | 0.01 |
| fpga10_8 | 120 | 448 | 16 | 0.01 | 6.7E + 11 | 22 | >1000 | 0.01 |
| 5-queens | 125 | 6460 | 5 | 0.02 | 8(5!) | 6 | 18.1 | 0.04 |
| 6-queens | 216 | 16320 | 6 | 0.03 | 8(6!) | 7 | >1000 | 0.64 |
| 7-queens | 343 | 35588 | 7 | 0.09 | 8(7!) | 8 | >1000 | 9.87 |
| 8-queens | 512 | 69776 | 8 | 0.27 | 8(8!) | 9 | >1000 | 214 |

decision heuristic [Moskewicz et al. 2001] used in PBS which prefers frequently occurring variables.

In alternate experiments, we replace PBS by the best commercial ILP solver CPLEX [ILOG] (version 7.0) and found that symmetry breaking slows down CPLEX. We cannot currently explain this, because the specific algorithms used by CPLEX are not publicly described. It is known that symmetry breaking

slows down stochastic search for Boolean satisfiability [Preswitch 2002], e.g., the heuristic solver WalkSAT [Selman et al. 1994]. Yet, all major complete SAT solvers are sped up by symmetry breaking [Aloul et al. 2003b].

To evaluate symmetry breaking in Boolean optimization problems, we tested Max-SAT instances from FPGA routing and the optimization version of the pigeon-hole problem, in addition to Max-ONEs instances from the FPGA routing and n -queens set. Max-SAT problems seek a variable assignment to maximize the number of satisfied CNF clauses and Max-ONE instances seek to maximize the number of variables set to 1 in a satisfiable instance. The Max-SAT and Max-ONEs instances were constructed following Aloul et al. [2002]. The results of relevant experiments are given in Tables III and IV, respectively. The tables show symmetry-detection runtimes, number of symmetries, and symmetry generators. Runtimes for solving original instances versus instances augmented with SBPs are also shown. “*Unsat*” in Table III indicates the minimum (i.e., optimal) number of original unsatisfiable clauses. “*Max-Ones*” in Table IV gives the optimal number of 1s in a satisfying assignment. Our instances contain a large number of symmetries and are solved much faster when symmetry breaking is used.

6. CONCLUSIONS

Our work seeks to capture and exploit structure in Boolean problems. We describe how to preprocess 0-1 ILP instances to detect symmetries and use them to speed up search and optimization. Empirically, we obtain a speedup of several orders of magnitude on some application-derived instances, e.g., FPGA routing. We show that reexpressing PB constraints in terms of CNF may lead to the loss of symmetry information or cause a substantial increase in problem size. Ongoing work deals with (i) improved graph constructions and (ii) EDA applications.

REFERENCES

- ALOUL, F., RAMANI, A., MARKOV, I. L., AND SAKALLAH, K. 2002. Generic ILP versus specialized 0-1 ILP. In *Proceedings of the International Conference on Computer-Aided Design*. 450–457.
- ALOUL, F., RAMANI, A., MARKOV, I. L., AND SAKALLAH, K. 2003a. Symmetry-breaking for pseudo-Boolean formulas. In *Proceedings of the International Workshop on Symmetry on Constraint Satisfaction Problems*. 1–12.
- ALOUL, F., RAMANI, A., MARKOV, I. L., AND SAKALLAH, K. 2003b. Solving difficult instances of boolean satisfiability in the presence of symmetries. *IEEE Transactions on Computer Aided Design*, 22, 9, 1117–1137.
- ALOUL, F., MARKOV, I. L., AND SAKALLAH, K. 2003c. Shatter: Efficient symmetry-breaking for boolean satisfiability. In *Proceedings of the Design Automation Conference*. 836–839.
- BARTH, P. 1995. A Davis-Putnam based enumeration algorithm for linear pseudo-Boolean optimization. *Technical Report MPI-I-95-2-003, Max-Planck-Institut Für Informatik*.
- CHAI, D. AND KUEHLMANN, A. 2003. A fast pseudo-Boolean constraint solver. In *Proceedings of the Design Automation Conference*. 830–835.
- CRAWFORD, J., GINSBERG, M., LUKS, E., AND ROY, A. 1996. Symmetry-breaking predicates for search problems. In *Proceedings of the International Conference Principles of Knowledge Representation and Reasoning*. 148–159.
- CREIGNOU, N., KANNA, S., AND SUDAN, M. 2001. *Complexity Classifications of Boolean Constraint Satisfaction Problems*. SIAM Press, Philadelphia, PA, USA, 2001.

- DARGA, P. 2004. SAUCY: Graph automorphism tool. Available at: <http://www.eecs.umich.edu/~pdarga/pub/auto/saucy.html>
- DAVIS, M., LOGEMANN, G., AND LOVELAND, D. 1962. A machine program for theorem proving. *Communications of the ACM*, 5, 7, 394–397.
- DIMACS CHALLENGE BENCHMARKS. Available at: <ftp://Dimacs.rutgers.EDU/pub/challenge/sat/benchmarks/cnf>
- HALL JR. M. 1959. *The Theory of Groups*. McMillan, New York.
- ILOG CPLEX, Available at: <http://www.ilog.com/products/cplex>
- McKAY, B. 1981. Practical graph isomorphism. *Congressus Numerantium* 30, 45–87.
- McKAY, B. 1990. NAUTY User's Guide, Version 1.5. *Technical Report TR-CS-90-02*, Department of Computer Science, Australian National University.
- MOSKEWICZ, M., MADIGAN, C., ZHAO, Y., ZHANG, L., AND MALIK, S. 2001. Chaff: Engineering an efficient SAT solver. In *Proceedings of the Design Automation Conference*. 530–535.
- NAM, G., ALOUL, F., SAKALLAH, K., AND RUTENBAR, R. 2001. A comparative study of two Boolean formulations of FPGA detailed routing constraints. In *Proceedings of the International Symposium on Physical Design*. 222–227.
- PRESWITCH, S. 2002. Supersymmetric modelling for local search. In *Proceedings of the International Workshop on Symmetry on Constraint Satisfaction Problems*.
- SAT COMPETITION. 2002. Available at: <http://www.satcomp.org>
- SELMAN, B., KAUTZ, H., AND COHEN, B. 1994. Noise strategies for local search. In *Proceedings of the National Conference on Artificial Intelligence*. 337–343.

Received October 2006; accepted May 2007